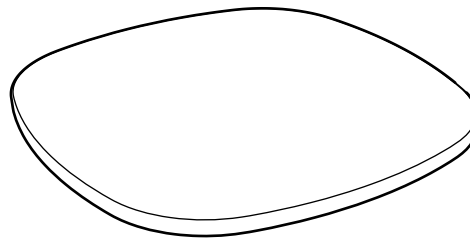




Ready, Set Art Table

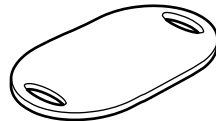
1 Table top



8 Bench legs 4 Table legs



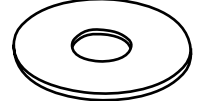
2 Bench tops



8 Bench washers

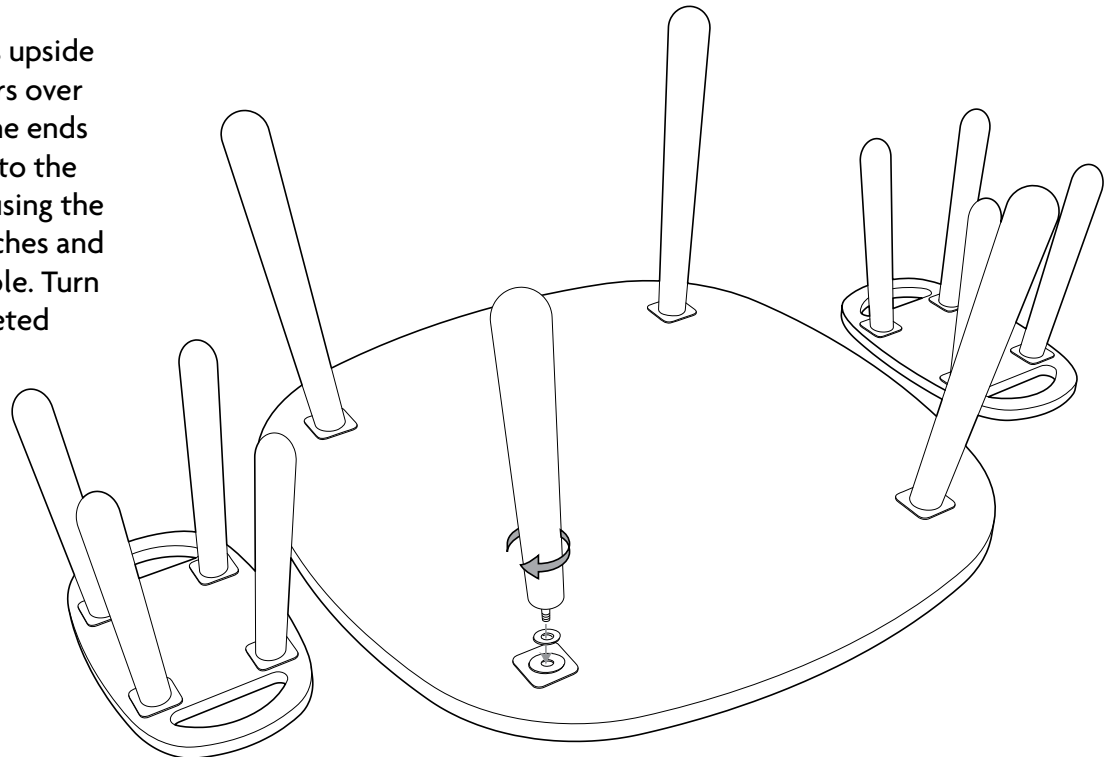


4 Table washers



1

Turn the table and bench tops upside down. Slide the rubber washers over the threaded metal rods on the ends of the legs. Screw the legs on to the table and benches as shown, using the eight smaller legs for the benches and the four larger legs for the table. Turn over the table and the completed benches when done.



Adult assembly required

Caution: Keep screws, small parts and plastic bags out of children's reach during and after assembly

#712W

©2008 ALEX: Northvale, NJ 07647

www.alextoys.com