

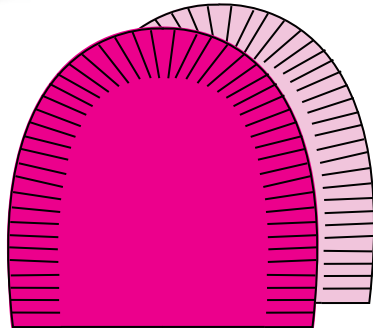
ALEX

Knot-A-Lot



E HAT:

F CHAPEAU:



Es SOMBRERO:

D HUT:

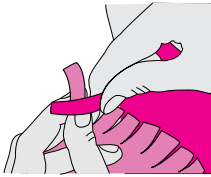
E Video instructions-
www.alextoys.com
Search:
"Hat Scarf"

Es El video con las
instrucciones-
www.alextoys.com
Búsqueda:
"Hat Scarf"

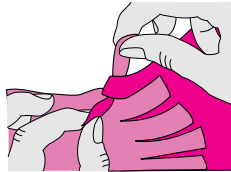
F Les instructions sur
vidéo-
www.alextoys.com
Recherche:
"Hat Scarf"

D Anleitung auf Video-
www.alextoys.com
Suche:
"Hat Scarf"

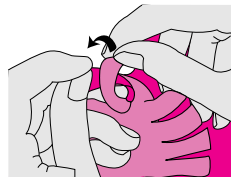
E Double knot:



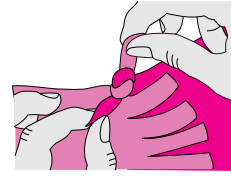
F Double noeud:



Es Nudo doble:



D Doppelt verknoten:

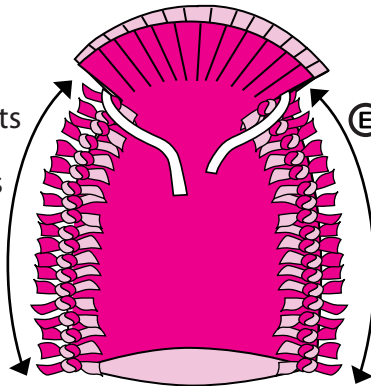


E 18 knots

F 18 noeuds

Es 18 nudos

D 18 Knoten

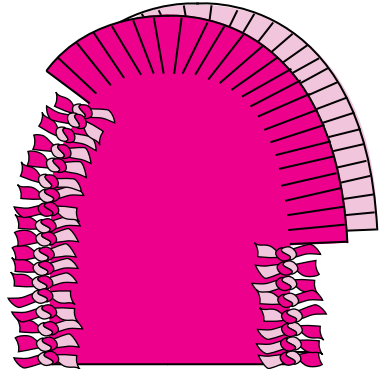


E 18 knots

F 18 noeuds

Es 18 nudos

D 18 Knoten

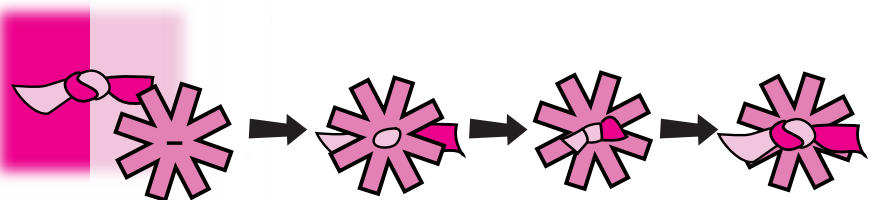


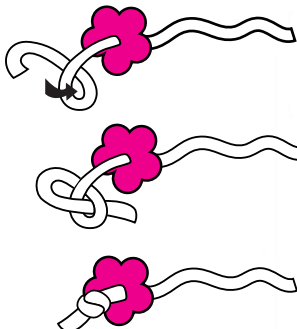


E Add flowers

F Ajoute des fleurs

Es Añade flores

D Fädle Blumen auf

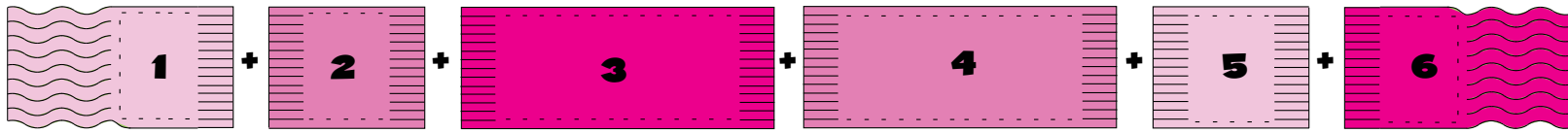


Ⓔ SCARF:

Ⓕ ÉCHARPE:

Ⓔs BUFANDA:

Ⓓ SCHAL:

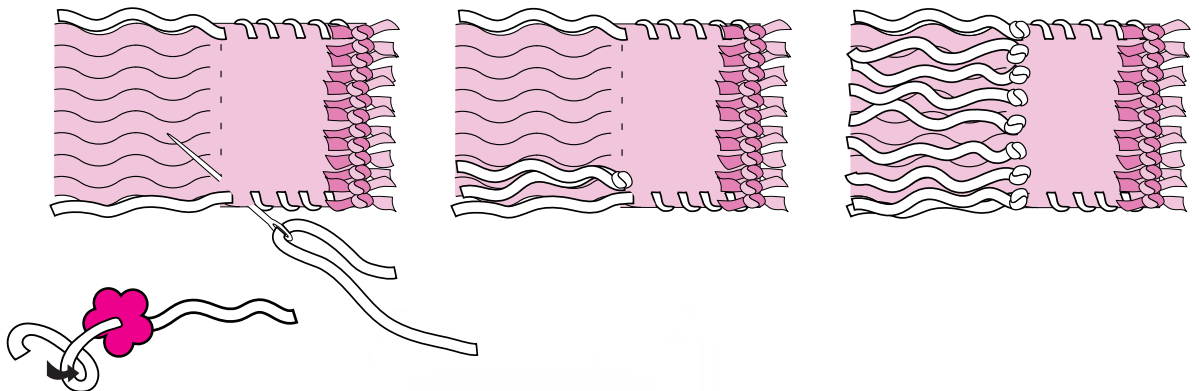
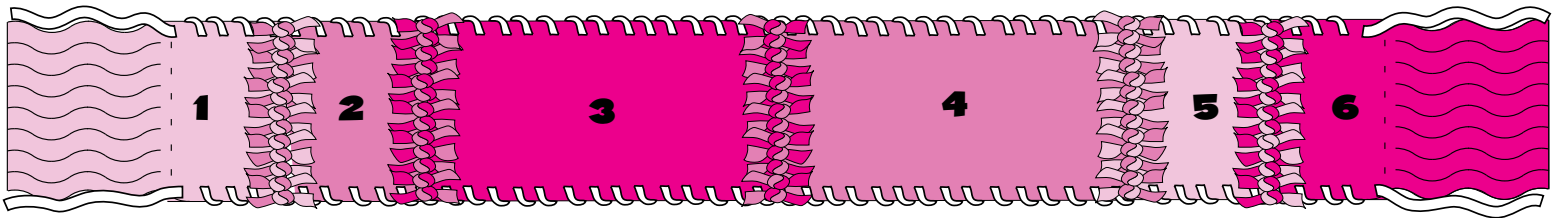
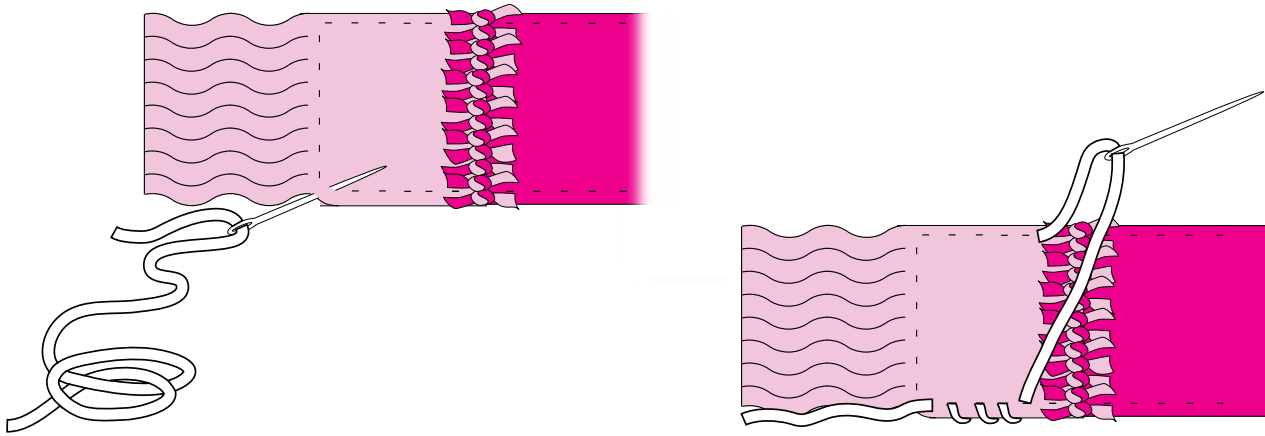


Ⓔ Tip: Don't pull too hard or the fleece will cinch.

Ⓔs Consejo: No tires demasiado o la lana se arrugará.

Ⓕ Conseil : Ne tire pas trop fort sinon le molleton va se plisser.

Ⓓ Tipp: Nicht zu fest ziehen, sonst wölbt sich das Vlies.

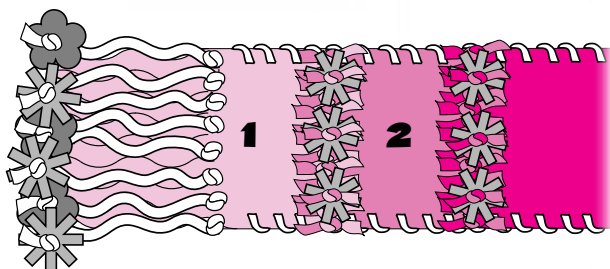
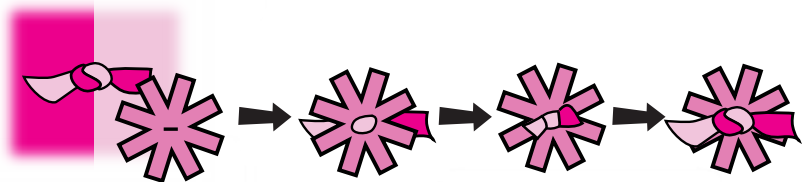


Ⓔ Add flowers

Ⓕ Ajoute des fleurs

Ⓔs Añade flores

Ⓓ Fädle Blumen auf

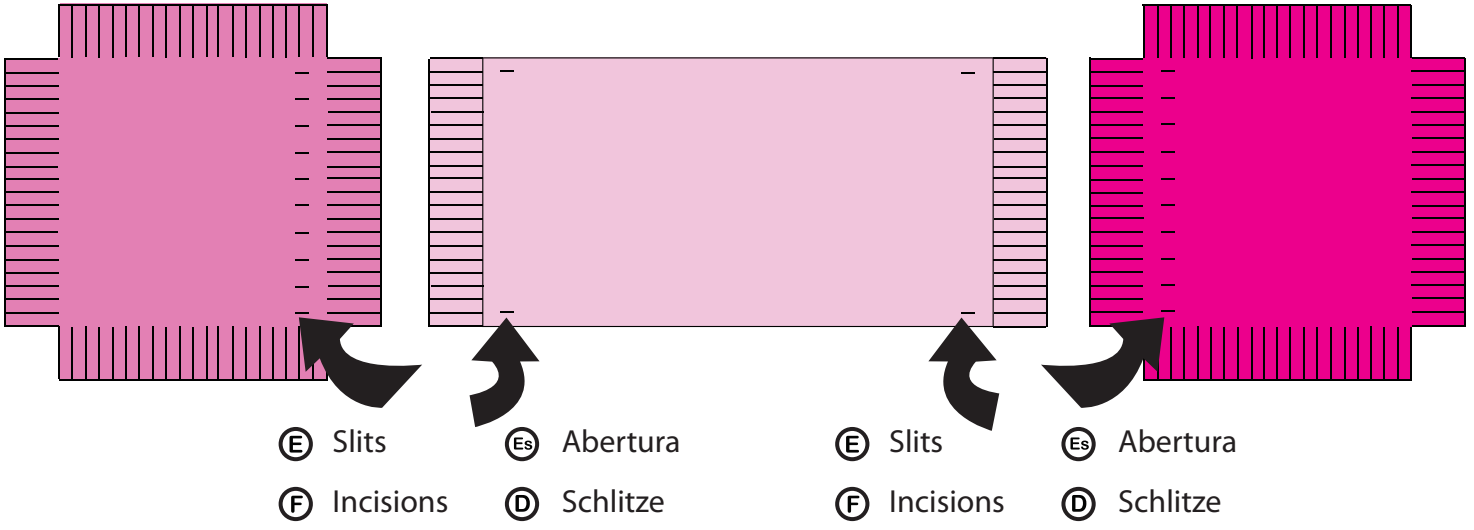


Ⓔ **BAG:**

Ⓔ **BOLSA:**

Ⓕ **SAC:**

Ⓖ **TASCHE:**



Ⓔ Open top Ⓔ Parte superior abierta

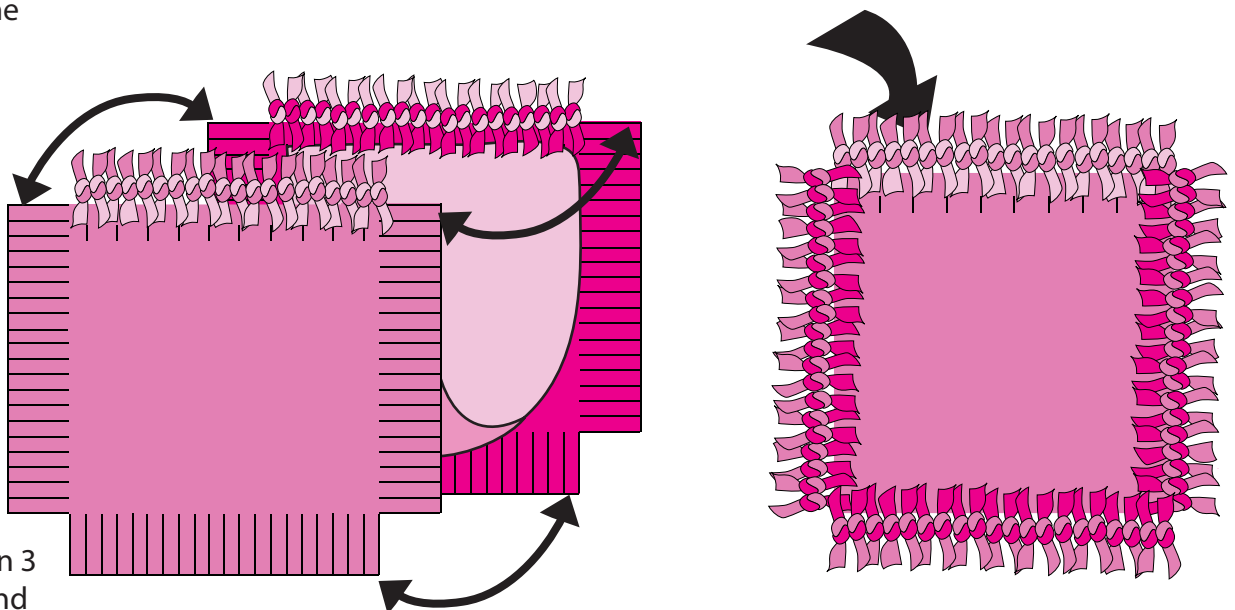
Ⓕ Haut ouvert Ⓖ Offen

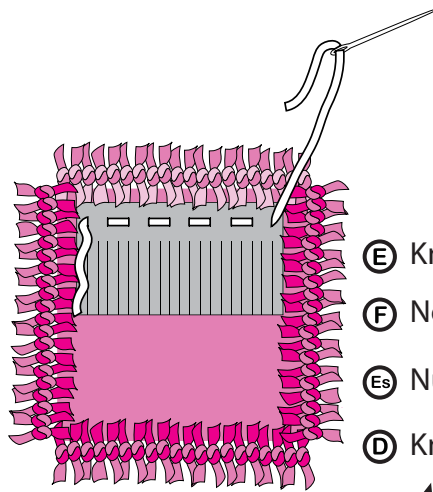
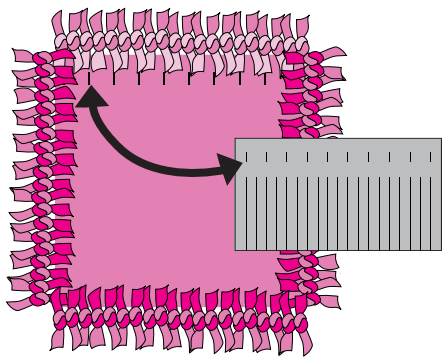
Ⓔ Tie the fringes on the 3 sides of the bag, and leave the top open.

Ⓕ Attache les franges sur les 3 côtés du sac et laisse le haut ouvert.

Ⓔ ata los flecos en 3 lados de la bolsa, y deja la parte superior abierta.

Ⓖ Binde die Fransen an 3 Seiten der Tasche und lasse die obere Seite offen.





(E) When you insert the straps make sure the knot is inside the bag.

(F) Lorsque tu insères les lanières assure-toi que le nœud est à l'intérieur du sac.

(Es) Al insertar las tiras, asegúrate de que el nudo queda dentro de la bolsa.

(D) Wenn du den Tragegriff einsetzt, muss der Knoten in der Tasche sein.

(E) Knot

(F) Noeud

(Es) Nudo

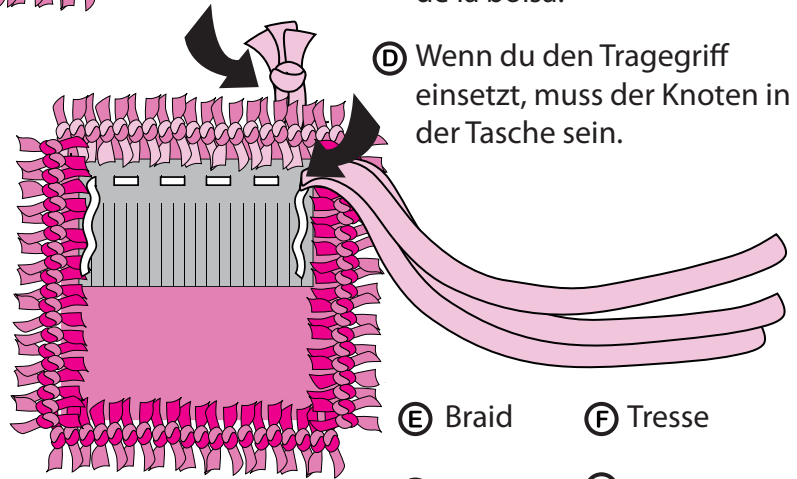
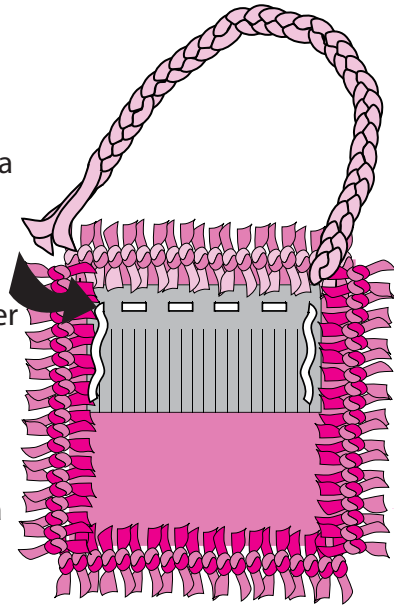
(D) Knoten

(E) Slit

(F) Incision

(Es) Abertura

(D) Schlitz



(E) Braid

(F) Tresse

(Es) Trenza

(D) Flechte

(E) Repeat to make the other handle.

(F) Répète pour faire l'autre poignée.

(Es) Repite para hacer la otra asa.

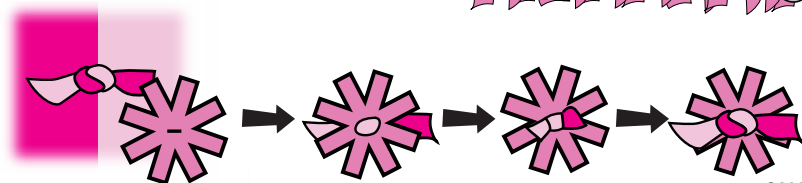
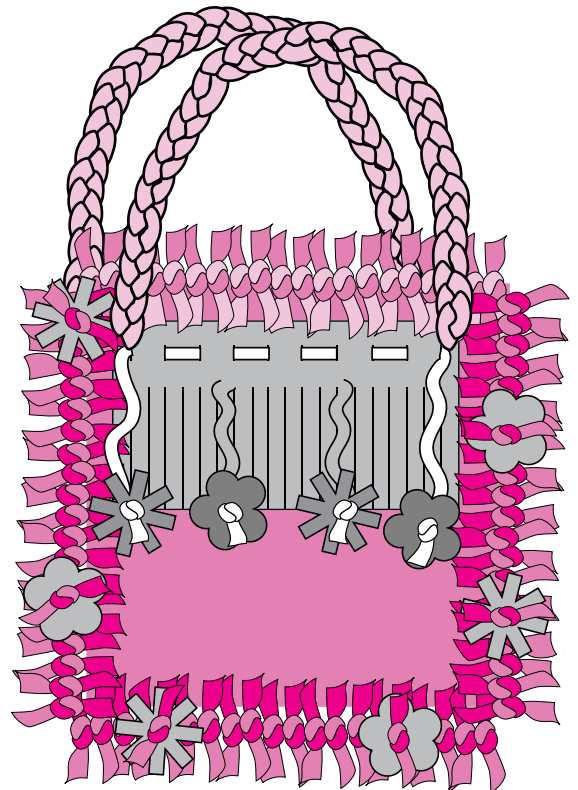
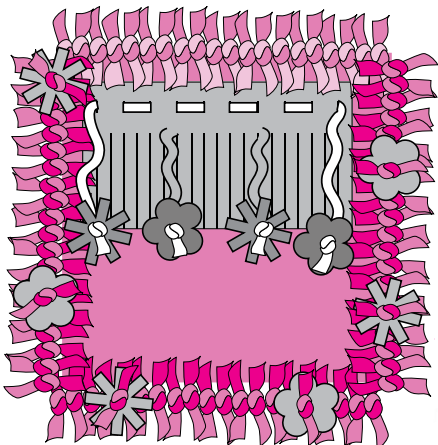
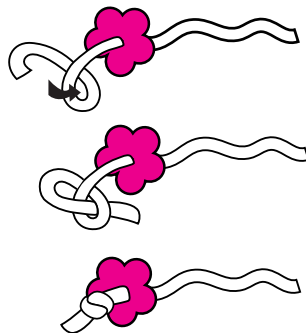
(D) Wiederholen, um den anderen Tragegriff zu machen.

(E) Add flowers

(F) Ajoute des fleurs

(Es) Añade flores

(D) Fädle Blumen auf



#384XL

©2008 ALEX: Northvale, NJ 07647
www.alextoys.com