

The logo for ALEX, featuring the word "ALEX" in a bold, sans-serif font inside a white circle, which is set against a black square background.


Butterfly Garden

GET READY!

Place all of your materials on a flat protected surface.
(An ALEX® dropcloth or newspaper works well.)


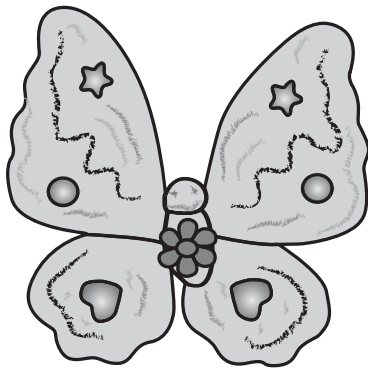
GET SET!

Paint your butterflies and flowers with 3 different colors of glitter glue! You can also decorate them with sparkling jewel shapes and shiny flowers. Just peel and stick!



When you've finished, allow your butterfly garden to lie flat overnight so that they dry completely.

You did it! Your butterfly garden looks beautiful!



GO!

Once your sparkling flowers and butterflies are dry you're ready to decorate with them! Use the butterflies' wire legs and the flowers' wire stems to attach them anywhere. Stick them on your backpack, hair clip, purse, or even through your button hole on your sweater so it looks like a cool pin!

