


Setting your watch




When you first get your watch you will notice that it is not ticking yet. This is to save the battery until you are ready to use it!



To get started, remove the plastic tab from the winding wheel and discard.


Spin the wheel until the hands show the correct time.



Now **PUSH THE WINDING WHEEL IN** to make the watch start ticking.

TO RESET the time, pull out the winding wheel and repeat the steps above.

Twist off face plate to change!



Now you can tell the time!

Battery can be replaced by a **qualified technician!**